

# Action<sup>®5</sup> Rigid



The lightest Action chair yet

LIGHTWEIGHT | ADJUSTABLE | CONFIGURABLE | EFFICIENT



# The perfect fit

The lightest and most active chair of the range is the new **Action<sup>5</sup> Rigid** providing excellent drive performance, ideal for individuals looking for a highly customisable chair with an affordable price tag. **Action<sup>5</sup> Rigid** is based on the proven and trusted **Action** family with its rigid frame design, precision engineering and wide range of customisable specifications. It's our most energy efficient Action chair providing almost effortless propelling to give exceptional manoeuvrability.



### Make it personal

With the freedom to design the chair around an individual's personality, there is a variety of frame colours to choose from along with additional colour accents for the axle plates and forks.

### Highly configurable

A fixed front frame is available for those wanting a more active look and an even lighter overall product.

To ease transfers and transportation, the swing-away version is available.

There is a wide range of armrests and accessories to choose from, allowing the **Action<sup>5</sup>** range to be configured to suit everyone.



## On-chair adjustability

Our **unique patented technology** allows backrest angle adjustments to be made whilst the person remains in the chair, plus it has a built-in scale to allow for a more accurate angle to be set.



In addition, various on-chair adjustments can be made to the **Action<sup>5</sup>**:

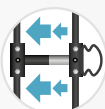
- + Seat depth
- + Seat angle
- + Seat height, front and rear
- + Backrest angle
- + Backrest height
- + Length of footrests
- + Armrest height



### Folding Chair

The patented 'H-Shaped' horizontal folding mechanism provides an **improved level of stability** compared to other folding chairs on the market. The self-locking function ensures a secure seat position and makes the chair almost effortless to propel, improving drive performance.

**PATENTED**



# Introducing the **Action<sup>®5</sup>** range

**Setting a new standard.  
Providing a complete solution.**



## **Action<sup>5</sup> Rigid**

▲ A very robust, lightweight wheelchair with an energy efficient frame design, providing excellent driving performance.



## **Action<sup>5</sup> Folding**

▲ An ideal option for transportation or storage.

## **All-in-one solution**

From just 10.8kg, the lightweight, **Action<sup>5</sup> Rigid** is ideal for active individuals and first-time wheelchair clients with its quick and easy setup that can be finely adjusted to suit individual needs.

- ▶ Interchangeable parts
- ▶ Adjustability built-in to every chair
- ▶ Cross-compatibility spares and options
- ▶ Reduced complexity
- ▶ **Alber<sup>®</sup>** power add-on compatible

## **Available options and accessories**

- ▶ Adjustable centre of gravity and camber
- ▶ Range of swing-away legrests and legrest options
- ▶ Range of armrests including a swing-away and removable armrest
- ▶ Range of adjustable push handles
- ▶ Anti-tipper
- ▶ Wide selection of front castors
- ▶ Lightweight mudguards

## Technical data ▼

For more comprehensive pre-sales information about this product, including the product's user manual, please visit [www.invacare.co.uk](http://www.invacare.co.uk).

<b>Seat width ▼</b>	<b>Seat depth ▼</b>	<b>Seat angle ▼</b>	<b>Seat height ▼</b>	<b>Backrest angle ▼</b>	<b>Backrest height ▼</b>	<b>Front frame angle ▼</b>
305 / 330 / 355 / 380 / 405 / 430 / 455 / 480 / 505 / 530 mm	350 / 375 / 400 / 425 / 450 / 475 / 500 mm	0 - 9 °	360-535 mm in steps of 25 mm Rear seat height: 360-510 mm in steps of 25 mm	Fixed 90° Or stepless 90° -15°/+15°	Fixed 300 / 325 / 350 / 400 / 425 / 450 / 475 / 500 mm Adjustable 360-400 and 410-490 mm	Fixed front 80° Swing away legrest 70° / 80° & 90° Elevating legrest 0-80°
<b>Length of footrest ▼</b>	<b>Armrest height ▼</b>	<b>Driving unit width<sup>1</sup> ▼</b>	<b>Total width, folded ▼</b>	<b>Total length inc. footrests<sup>1</sup> ▼</b>	<b>Total length without footrests ▼</b>	<b>Total height ▼</b>
Swing away frame: 200-510 mm Fixed frame: 300-530 mm	150-265 mm 205-280 mm 250-375 mm	SW +180 mm to SW +250 mm	Action <sup>5</sup> : 320-380 mm Action <sup>5</sup> Rigid: 485-780 mm	845-1205 mm	670-860 mm	701-1108 mm
<b>Max. Safe slope<sub>2</sub> ▼</b>	<b>Radius<sub>3</sub> ▼</b>	<b>Max. user weight ▼</b>	<b>Total weight ▼</b>	<b>Mass of the heaviest part ▼</b>	<b>Action<sup>5</sup> foldable dimensions<sub>4</sub> ▼</b>	
7°		100 & 130 kg	Action <sup>5</sup> : from 12.3 kg Action <sup>5</sup> Rigid: from 10.8 kg	Action <sup>5</sup> : 8.3 kg Action <sup>5</sup> Rigid: 6.8 kg	670-860 mm	


## Frame colours ▼




## Disclaimers ▼

- Overall dimensions**  
In some configurations, overall width or length exceed the authorised limits with access to emergency escape routes not possible
- Stability values:**  
Max. slope parking brake = 7°  
Static stability downhill = 14°-21°  
Static stability uphill = 9.4°-25.5°  
Static stability sideways = 20°-24°
- Radius**  
Mini turning radius = 625 mm  
Pivot width = 1050-1180 mm
- Folded dimensions (Action<sup>5</sup> Folding)**  
Folded height = 450-720 mm  
Folded depth = 620-1020 mm  
Folded width = 320-380 mm

## Colour accents ▼



## Upholstery ▼



## Regulatory data ▼



**Please note:** colours may vary slightly from those displayed here.

Invacare Limited  
Pencoed Technology Park - Pencoed  
Bridgend CF35 5AQ - United Kingdom  
Tel: +44 1 656 776 222  
Fax: +44 1656 776 220  
E-mail: [uk@invacare.com](mailto:uk@invacare.com)  
Sales Order E-mail: [ordersuk@invacare.com](mailto:ordersuk@invacare.com)  
[www.invacare.co.uk](http://www.invacare.co.uk)

Invacare Ireland Ltd  
Unit 5 - Seatown Business Campus  
Seatown Road - SWORDS  
County Dublin - Ireland  
Tel. +353 1 8107084  
Fax +353 1 8107085  
Email: [Ireland@invacare.com](mailto:Ireland@invacare.com)  
[www.invacare.ie](http://www.invacare.ie)

